



KGE

Self-priming centrifugal pump

System characteristics

The KGE is a self-priming centrifugal pump with radial (semi-open or closed) impeller, overhung mounted on a bearing pedestal. If a spacer type coupling is used, the pump can easily be dismantled without it being necessary to disturb the pipings or to move the motor.

The KGE series is available in different drive possibilities:

- KGE: pump with bare shaft for clockwise rotation
- KGEL: pump with bare shaft for counter-clockwise rotation
- KGEF: pump with flanged motor (close coupled)

Applications

The KGE is suitable for clean and polluted liquids, which are non-corrosive to cast iron, including water, oils, petrol and all kind of chemicals. Draining building excavations, emptying ponds, ditches and swimming-pools, water extraction for irrigation and watering, aboard ships as bilge, deck wash and general service pumps. Emptying pits and throughs containing wastewater, handling fuels, condensate extraction pumps.

Pump specifics

- Self-priming
- Suitable for a wide range of duties
- Non-return valve mounted
- Oil bath for the mechanical seal (preventing seal from running dry)
- Dust tight, grease lubricated bearings

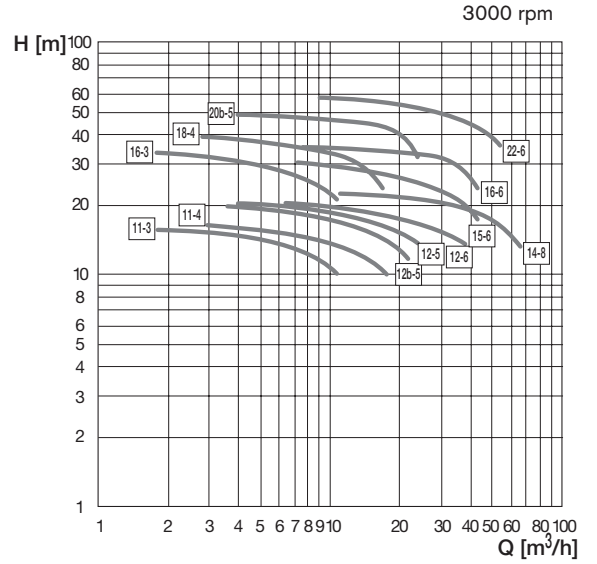
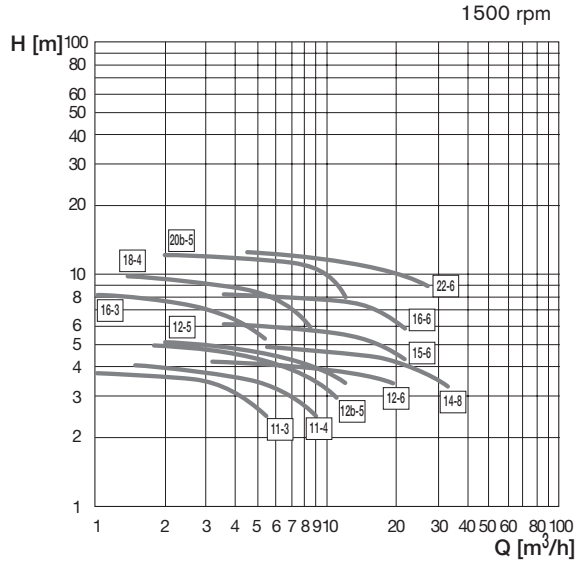
Technical data

Maximum capacity:	80 m ³ /h (50 Hz) 100 m ³ /h (60 Hz)
Maximum delivery head:	60 m (50 Hz) 53 m (60 Hz)
Maximum liquid temperature:	95°C
Maximum operating pressure:	8 bar (800 kPa)
Maximum speed:	3600 rpm

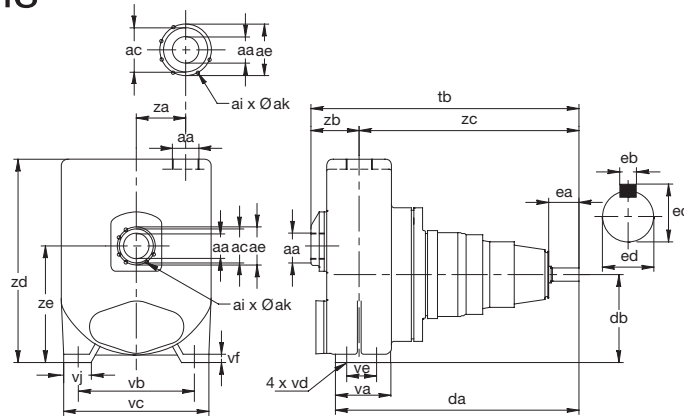
Material

Pump casing	cast iron	cast iron
Impeller	cast iron	bronze
Mechanical seal cover	cast iron	cast iron
Pump shaft	17% Chrome steel	
Mechanical seal material	Carbon to Ceramic	
<i>Other materials upon request</i>		

Performance data



Dimensions



Rp/mm	aa	ac	ae	ai	ak	da	db	ea	eb	ec	ed	tb	va	vb	vc	vd	ve	vf	vj	za	zb	zc	zd	ze	[kg]
11-3	1.1/4"	-	-	-	-	282	80	40	5P9	18	16j6	308	95	160	190	12	70	10	35	-	70	238	255	132	15
11-4	1.1/2"	-	-	-	-	282	80	40	5P9	18	16j6	325	95	160	190	12	70	10	35	-	80	245	290	132	17
16-3	1.1/4"	-	-	-	-	335	100	50	8P9	27	24j6	372	100	190	225	14	70	12	42	-	83	289	280	160	26
12b-5	2"	-	-	-	-	335	100	50	8P9	27	24j6	393	100	190	225	14	70	12	42	-	98	295	350	160	30
12-5	2"	-	-	-	-	335	100	50	8P9	27	24j6	393	100	190	225	14	70	12	42	-	98	295	350	160	30
12-6	2.1/2"	-	-	-	-	360	100	50	8P9	27	24j6	434	125	190	225	14	95	12	42	-	114	320	360	180	40
15-6	2.1/2"	-	-	-	-	360	132	50	8P9	27	24j6	415	125	212	247	14	95	12	44	-	105	310	380	212	40
16-6	2.1/2"	-	-	-	-	360	132	50	8P9	27	24j6	415	125	212	247	14	95	12	44	-	105	310	380	212	40
14-8	DN80	135	160	8	M16	360	132	50	8P9	27	24j6	430	125	212	255	14	95	12	47	-	116	314	375	212	46
18-4	1.1/4"	-	-	-	-	443	160	50	8P9	27	24j6	490	100	212	265	14	70	15	50	90	90	400	370	212	65
20b-5	2"	-	-	-	-	470	160	50	8P9	27	24j6	515	125	250	320	14	95	15	65	100	105	410	460	224	90
22-6	2.1/2"	-	-	-	-	575	180	80	10P9	35	32k6	640	125	280	345	14	95	18	65	110	120	520	550	265	110

Your local contact:



Johnson Pump (India) Ltd
 Survey No. 320, Odhav Road, Odhav, Ahmedabad-382 415
 Phone: 079-287 03 11 Fax: 079-287 25 22
 E-mail: mailbox@johnsonpump.co.in

For more information about our worldwide locations, approvals, certifications, and local representatives, please visit www.johnson-pump.com and www.spxpe.com.

SPX Corporation reserves the right to incorporate our latest design and material changes without notice or obligation. Design features, materials of construction and dimensional data, as described in this bulletin, are provided for your information only and should not be relied upon unless confirmed in writing.

Issued: 10/2008 JP-DS-KGE-EN Copyright © 2008 SPX Corporation

